



PREMIUM QUALITY SECURITY

Magnetic Door Locks | Push Buttons | Access Controls



For Sales Enquiry:



sales@lokiz.org



PREMIUM QUALITY SECURITY

Welcome to [LOKIZ](#), your trusted security partner. We provide high-quality electronic magnetic locks and accessories for homes and businesses. Our goal is to offer advanced yet easy-to-use security solutions.

Our products include magnetic locks, smart access systems, keyless entry, and exit buttons. Built for durability and reliability, they are rigorously tested for top performance and simple installation.

At [LOKIZ](#), we value trust and long-term relationships. Whether for homes, offices, or industries, our dependable security solutions are designed to last. Explore our range and secure what matters most with [LOKIZ](#).

Our Products

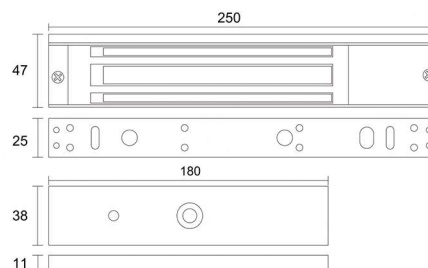
- Magnetic Door Locks – Strong, durable, and available with various brackets.
- Exit & No-Touch Buttons – Traditional and infrared options for easy and hygienic access.
- Access Control – Biometric, RFID, keypad, and Tuya-supported smart access.
- Smart Solutions – Remote control, real-time monitoring, and voice integration.
- Easy Installation – Works with existing systems and includes installation guides.



LK-M280

Single Door Magnetic Lock

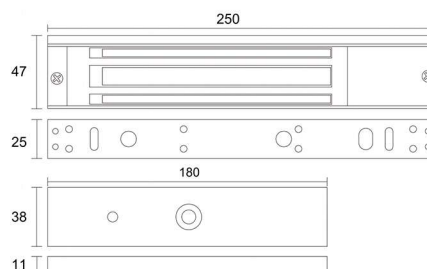
Holding force	280kg(600Lbs)	
Input voltage	DC12V or DC24V	
Current	12V/480mA; 24V240mA	
Lock signal	NO	YES
Door signal	NO	NO
Weight	2kg	
Suitable for	Wooden door/Glass door Metal door/Fireproof door	



LK-M280-5T

Single Door Magnetic Lock

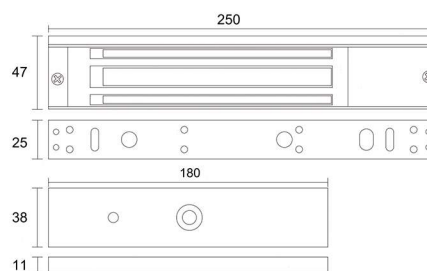
Holding force	280kg(600Lbs)	
Input voltage	DC12V or DC24V	
Current	12V/480mA; 24V240mA	
Lock signal	YES	YES
Door signal	YES	NO
Weight	2kg	
Suitable for	Wooden door/Glass door Metal door/Fireproof door	



LK-M280-7T

Single Door Magnetic Lock

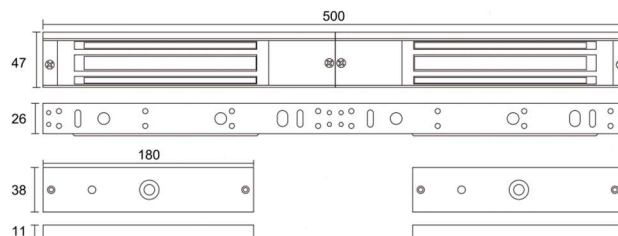
Holding force	280kg(600Lbs)	
Input voltage	DC12V or DC24V	
Current	12V/480mA; 24V240mA	
Lock signal	YES	YES
Door signal	YES	NO
Weight	2kg	
Suitable for	Wooden door/Glass door Metal door/Fireproof door	



LK-M280D-5T

Double Door Magnetic Lock

Holding force	280kg(600Lbs)*2	
Input voltage	DC12V or DC24V	
Current	12V/480mA*2; 24V/240mA*2	
Lock signal	NO	YES
Door signal	NO	NO
Weight	4kg	
Suitable for	Wooden door/Glass door Metal door/Fireproof door	

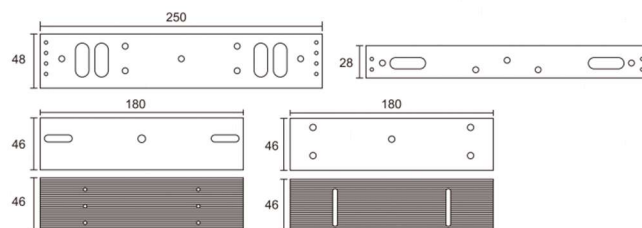




LK-LZ280D

ZL Brackets for Inward Door

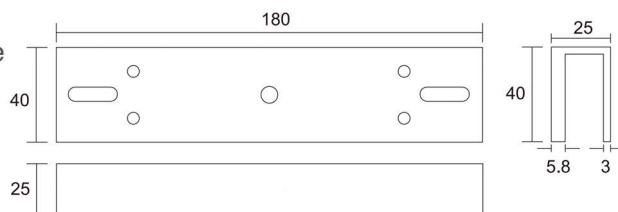
Material	High Strength Aluminum Alloy
Opening mode	90 degree door
Used for	L-280 Series
Weight	0.75kg
Suitable for	Wooden /Metal /Fire doors, etc.



LK-U280

Electronic Bolt Lock Bracket U Type

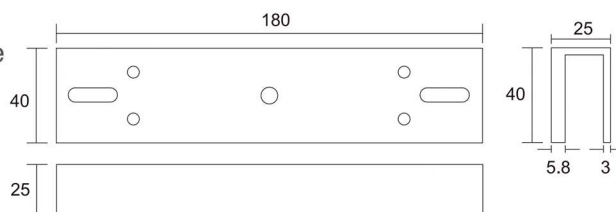
Material	High Strength Aluminum Alloy
Glass thickness	8-15mm
Opening mode	90 degree door
Used for	L-280 Series
Weight	0.3kg
Suitable for	Glass door



LK-U280

Electronic Bolt Lock Bracket U Type

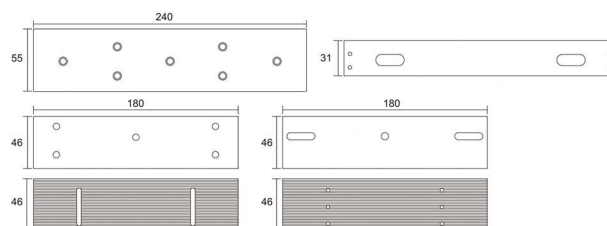
Material	High Strength Aluminum Alloy
Glass thickness	8-15mm
Opening mode	90 degree door
Used for	L-280 Series
Weight	0.3kg
Suitable for	Glass door



LK-LZ350

ZL Brackets for Inward Door

Material	High Strength Aluminum Alloy
Opening mode	90 degree door
Used for	L-350 Series
Weight	0.82kg
Suitable for	Wooden /Metal /Fire doors, etc.

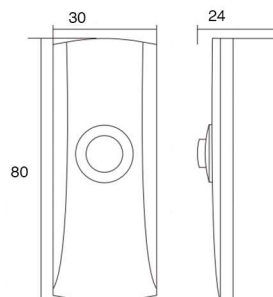




LK-PBS01

Zinc Alloy Exit Button

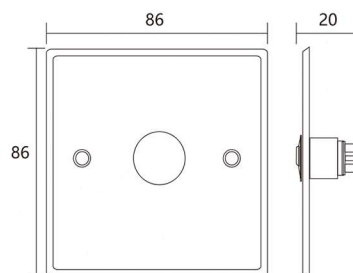
Power Supply	DC12V	
Output Contact	NO/COM	
Material	Aluminium alloy	
Operating Temp	-20 °C ~ +55 °C (-4-131F)	
Weight	0.11kg	0.16kg
Mechanical Life	500,000 Tested aging test qualified	



LK-PB03S

Stainless Steel Exit Button

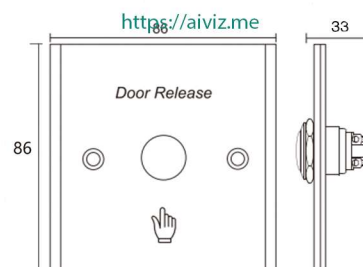
Power Supply	DC12V	
Output Contact	NO/COM	
Material	Stainless steel panel	
Operating Temp	-20 °C ~ +55 °C (-4-131F)	
Weight	0.11kg	0.16kg
Mechanical Life	500,000 Tested aging test qualified	



LK-PB03A

Aluminum Exit Button

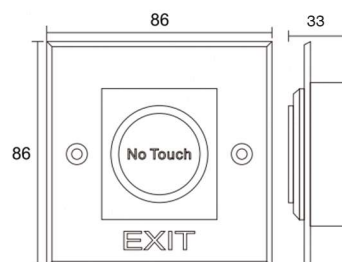
Power Supply	DC12V	
Output Contact	NO/COM	
Material	Aluminium alloy	
Operating Temp	-20 °C ~ +55 °C (-4-131F)	
Weight	0.11kg	0.16kg
Mechanical Life	500,000 Tested aging test qualified	



LK-NT03S

Touchless Stainless Steel Exit Button

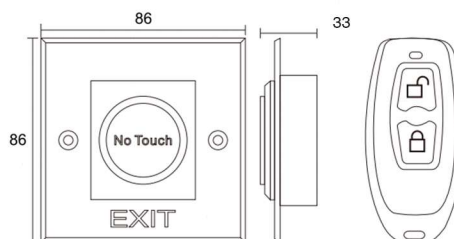
Power Supply	DC12V	
Output Contact	NO/NC/COM	
Material	Stainless steel panel	
Operating Temp	-20 °C ~ +55 °C (-4-131F)	
Weight	0.11kg	0.16kg
Mechanical Life	500,000 Tested aging test qualified	



LK-NT03S-R

Touchless Exit Button with Remote

Power Supply	DC12V	
Output Contact	NO/NC/COM	
Material	Stainless steel panel	
Operating Temp	-20 °C ~ +55 °C (-4-131F)	
Weight	0.11kg	0.16kg
Mechanical Life	500,000 Tested aging test qualified	

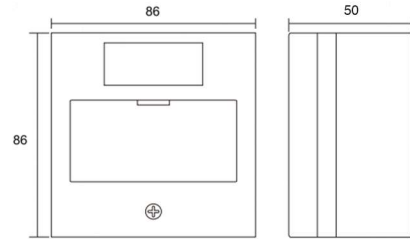




LK-BG03-G

Emergency Break Glass

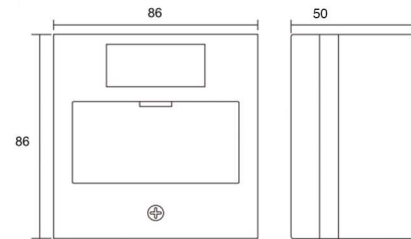
Power Supply	DC12V
Output Contact	NO/NC/COM
Material	ABS
Operating Temp	-20 C ~+55 C (-4-131F)
Weight	0.16kg
Mechanical Life	500,000 Tested aging test qualified



LK-BG03-GR

Resettable Emergency Break Glass

Power Supply	DC12V
Output Contact	2NO/2NC/2COM
Material	ABS
Operating Temp	-20 C ~+55 C (-4-131F)
Weight	0.16kg
Mechanical Life	500,000 Tested aging test qualified

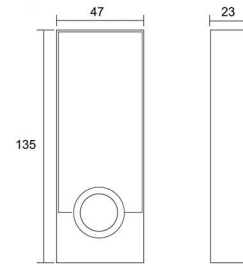




LK-T01FWiFi

Fingerprint access Control

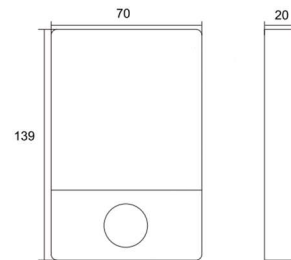
Card Type	125KHz ID Card	13.56MHz IC Card
Reading distance	2-5cm	3-6cm
Power supply	DC 12-24V	
Material	Zinc Alloy	
Standby current	≤35mA	
User capacity	10,000 users , Fingerprint: 256	
Waterproof grade	IP68	
Door open options	Fingerprint, Card, PIN, Card + PIN	



LK-T02FWiFi

Fingerprint access Control

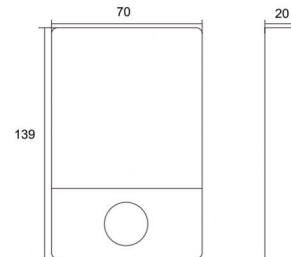
Card Type	125KHz ID Card	13.56MHz IC Card
Reading distance	2-5cm	3-6cm
Power supply	DC 12-24V	
Material	Zinc Alloy	
Standby current	≤35mA	
User capacity	10,000 users , Fingerprint: 256	
Waterproof grade	IP68	
Door open options	Fingerprint, Card, PIN, Card + PIN	



LK-T02FWiFi

Fingerprint access Control

Card Type	125KHz ID Card	13.56MHz IC Card
Reading distance	2-5cm	3-6cm
Power supply	DC 12-24V	
Material	Zinc Alloy	
Standby current	≤35mA	
User capacity	10,000 users , Fingerprint: 256	
Waterproof grade	IP68	
Door open options	Fingerprint, Card, PIN, Card + PIN	

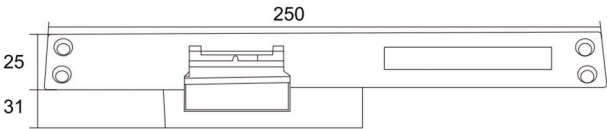




LK-SL02C-NC

Long Type Electric Strike

Lock structure	Stainless steel precision casting
Holding strength	500KG
Input voltage	DC12V±10%
Current	200mA
Door signal	YES
Opening mode	90 Degree Swing Door
Weight	0.4kg
Suitable for	Wooden door, Metal door



LK-SL02C-NO

Long Type Electric Strike

Lock structure	Stainless steel precision casting
Holding strength	500KG
Input voltage	DC12V±10%
Current	200mA
Door signal	YES
Opening mode	90 Degree Swing Door
Weight	0.4kg
Suitable for	Wooden door, Metal door

